



Time Proportioning Power Control to 25A S Series TP



FEATURES:

- Command input accepts 4-20mA, 0-10V, 0-5V, 0-135Ω, Potentiometer
- Configurable for 4 different cycle times
- Drives multiple solid state relays (SSRs)
- LED output indicator
- Adjustable Power Limit (-PL) Option
- Single phase and three phase control
- Solid State Relay Assemblies rated to 25A/Pole @ 40°C (100% duty cycle)
- Suitable for inductive loads (w -10 option)
- Standard relays approved to the following: UL CE, CSA & VDE

OUTPUT SPECIFICATIONS						
	TP-25DS	TP-25HDS	TP-625HDS	TP-50DS	TP-50HDS	TP-650HDS
Operating Voltage (47-63 Hz) [Vrms]	24-280	48-530	48-660	24-280	48-530	48-660
Load Current Range [Arms]	.04-15	.04-15	.04-15	.04-25	.04-25	.04-25
Transient Overvoltage [Vpk]	600	1200	1200	600	625	1200
Max. Surge Current, (16.6ms) [Apk]	250	250	250	625	625	625
Max. On-State Voltage Drop [Vpk]	1.6	1.7	1.7	1.6	1.7	1.7
Max. Turn-on and Turn-off Time	1/2 cycle	1/2 cycle	1/2 cycle	1/2 cycle	1/2 cycle	1/2 cycle
Max. I ² t for fusing (8.3mS)	260	260	260	1620	1620	1620
Max. Off-State Leakage Current [mArms]	10	10	5	10	10	5
Power Factor (Min.) with Max. Load	0.5	0.5	0.5	0.5	0.5	0.5

INPUT SPECIFICATIONS


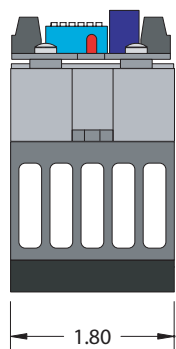
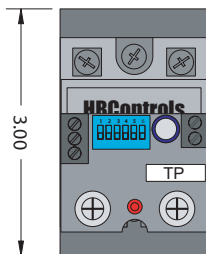
0-10VDC
0-5VDC
2-10VDC
1-5VDC
4-20mA
0-20mA
Potentiometer
0-135 (TP135-25HDA)

OPTIONS:

- 10 Random turn-on
- 2 3 Phase / 2 pole configuration
- 3 3 Phase / 3 pole configuration
- WH Wiring harness for multi-pole configurations
- M MOV - External transient voltage suppression
- P Internal transient voltage suppression
- TP Through panel-mount
- PM Panel Mount
- ND No DIN Clip
- CT Current Transducer

ACCESSORIES

- PS-120 120V to 24V AC power supply (1.5VA)
- PS-240 240V to 24V AC power supply (1.5VA)
- PS-480 480V to 24V AC power supply (1.5VA)



**3 Phase/
2 Pole
(-2 Option)**

**3 Phase/
3 Pole
(-3 Option)**

