

CURRENT TRANSFORMERS

Models A, B, C & BB, CB

Window Diameters
1.05", 2.06", 3.00"

APPLICATION:
With ammeters, energy management systems, and instrumentation.

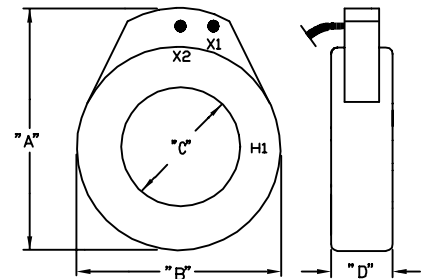
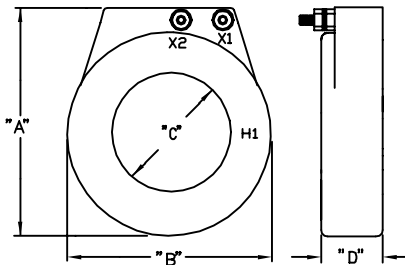
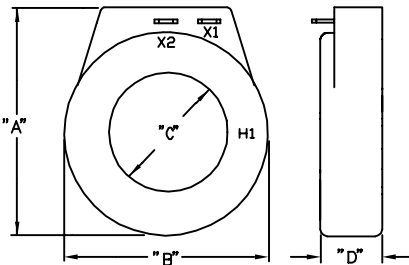
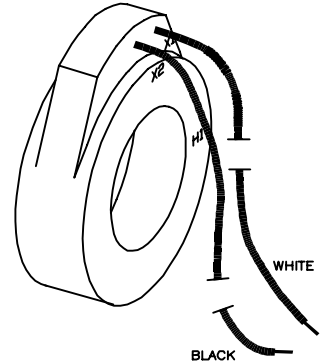
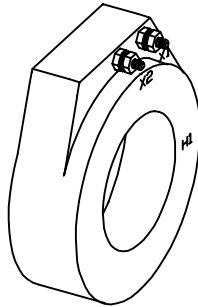
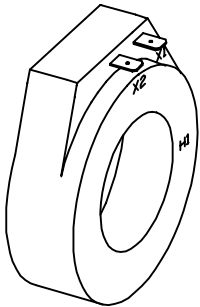
FREQUENCY:
50-400 Hz.

INSULATION LEVEL:
600 Volts, 10 kV BIL full wave.

RATING FACTOR:
1.0 @ 30°C.



- Fast on connectors are standard 1/4".
- Terminals are 8-32 studs.
- Flexible leads are UL 1015 105 ° C, CSA approved, #16 AWG, 24" long.
- Non-standard length to be specified.
- Approximate weights:
Model A - 0.5 lb.
Model B - 0.6 lb.
Model C - 0.9 lb.
Model BB - 0.6 lb.
Model CB - 0.9 lb.



MODEL AF, BF, CF DIMENSIONS

MODEL AF	MODEL BF	MODEL CF
A: 2.88	A: 3.88	A: 5.02
B: 2.47 DIA.	B: 3.43 DIA.	B: 4.50 DIA.
C: 1.05 DIA.	C: 2.06 DIA.	C: 3.00 DIA.
D: 1.05	D: 1.10	D: 1.10

MODEL BT, CT DIMENSIONS

MODEL BT	MODEL CT
A: 3.88	A: 5.02
B: 3.43 DIA.	B: 4.50 DIA.
C: 2.06 DIA.	C: 3.00 DIA.
D: 1.10	D: 1.10

MODEL AL, BL, CL DIMENSIONS

MODEL AL	MODEL BL	MODEL CL
A: 2.74	A: 3.74	A: 4.88
B: 2.47 DIA.	B: 3.43 DIA.	B: 4.50 DIA.
C: 1.05 DIA.	C: 2.06 DIA.	C: 3.00 DIA.
D: 1.05	D: 1.10	D: 1.10

MODEL A

CATALOG NUMBER	CURRENT RATIO	ACCURACY AT 60 Hz	BURDEN VA at 60 Hz
A* - 500	50:5	± 3 %	2.0
A* - 600	60:5	± 2 %	2.0
A* - 750	75:5	± 2 %	2.0
A* - 800	80:5	± 2 %	2.0
A* - 101	100:5	± 1 %	2.0
A* - 121	120:5	± 1 %	2.5
A* - 1250	125:5	± 1 %	2.5
A* - 151	150:5	± 1 %	4.0
A* - 201	200:5	± 1 %	4.0
A* - 251	250:5	± 1 %	6.0
A* - 301	300:5	± 1 %	8.0
A* - 401	400:5	± 1 %	10.0

MODEL B

CATALOG NUMBER	CURRENT RATIO	ACCURACY AT 60 Hz	BURDEN VA at 60 Hz
B* - 500	50:5	± 3 %	0.5
B* - 750	75:5	± 1 %	0.5
B* - 101	100:5	± 1 %	1.0
B* - 151	150:5	± 1 %	2.5
B* - 201	200:5	± 1 %	4.0
B* - 251	250:5	± 1 %	6.0
B* - 301	300:5	± 1 %	7.5
B* - 401	400:5	± 1 %	10.0
B* - 501	500:5	± 1 %	12.5
B* - 601	600:5	± 1 %	15.0
B* - 751	750:5	± 1 %	7.0
B* - 801	800:5	± 1 %	8.0
B* - 102	1000:5	± 1 %	10.0
B* - 122	1200:5	± 1 %	12.5

MODEL C

CATALOG NUMBER	CURRENT RATIO	ACCURACY AT 60 Hz	BURDEN VA at 60 Hz
C* - 201	200:5	± 1 %	5.0
C* - 251	250:5	± 1 %	5.0
C* - 301	300:5	± 1 %	6.0
C* - 401	400:5	± 1 %	10.0
C* - 501	500:5	± 1 %	10.0
C* - 601	600:5	± 1 %	10.0
C* - 751	750:5	± 1 %	10.0
C* - 801	800:5	± 1 %	12.5
C* - 102	1000:5	± 1 %	10.0
C* - 122	1200:5	± 1 %	10.0
C* - 152	1500:5	± 1 %	12.5
C* - 162	1600:5	± 1 %	12.5
C* - 202	2000:5	± 1 %	15.0

* NOTE: Specify "F" for fast-ons, "T" for terminals or "L" for leads.